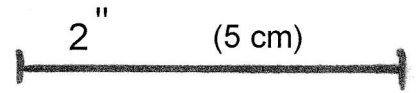



**18 1/2 Inch Cabbage Patch Kids
T-Shirt**



Tip: Check This Measurement
Before Cutting Pattern



18 1/2 Inch Cabbage Patch Kids

T-Shirt


[Piece # 1]

Front

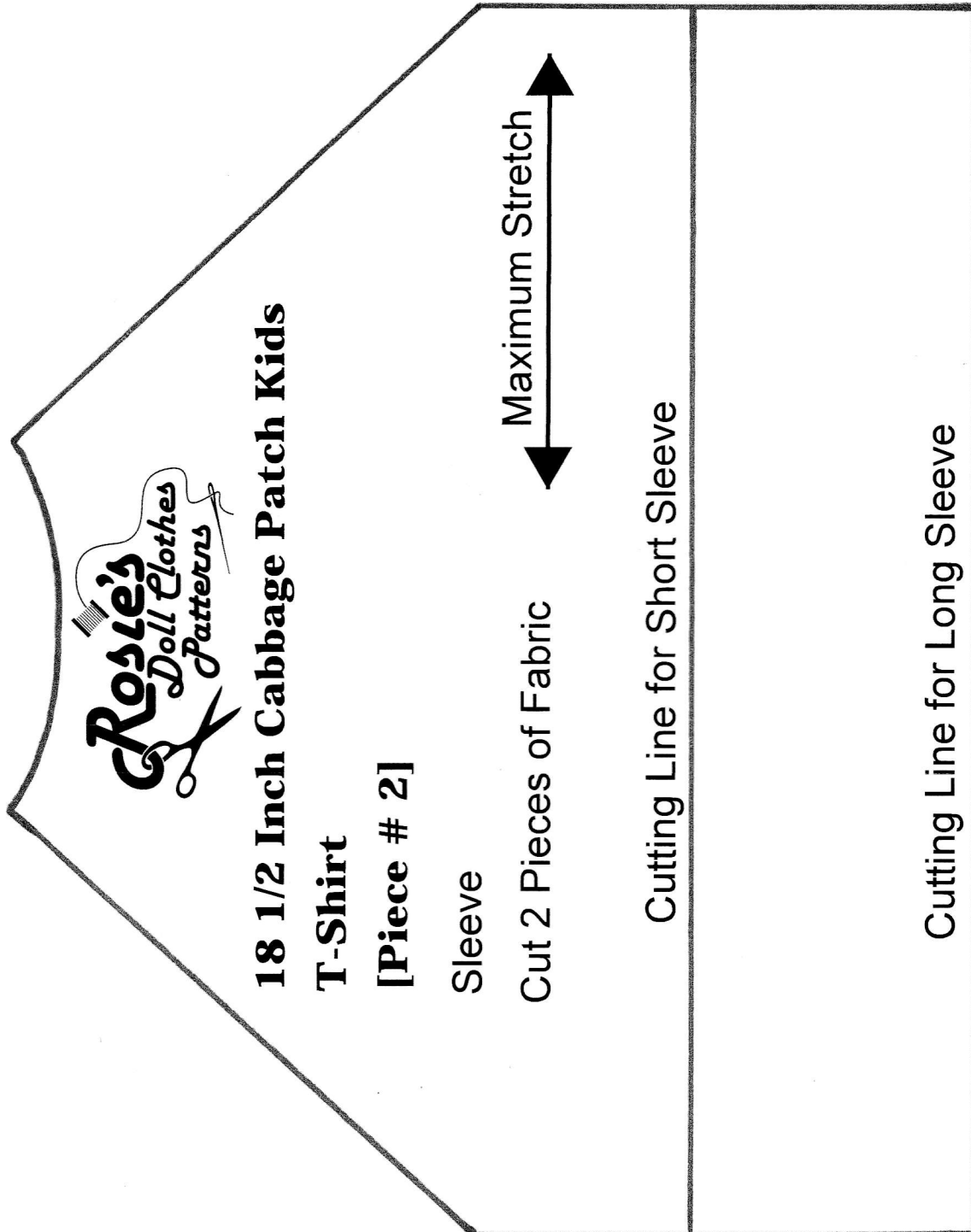
Cut 1 Piece of Fabric



18 1/2 Inch Cabbage Patch Kids T-Shirt



Tip: Check This Measurement
Before Cutting Pattern



**18 1/2 Inch Cabbage Patch Kids
T-Shirt**



Tip: Check This Measurement
Before Cutting Pattern

Neck Trim
Cut 1 Piece of Fabric

Rosie's Doll Clothes Patterns

18 1/2 Inch Cabbage Patch Kids
T-Shirt
[Piece # 4]

Maximum Stretch

Rosie's Doll Clothes Patterns

**18 1/2 Inch Cabbage Patch Kids
T-Shirt
[Piece # 3]**

Back

Cut 2 Pieces of Fabric

Maximum Stretch