

**18 Inch & American Girl
Strappy Dress**

← 2" (5 cm) →

Tip: Check This Measurement
Before Cutting Pattern



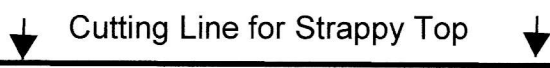

**18 Inch & American Girl
STRAPPY DRESS**

[Piece # 1 : part 1 of 2]

(Glue Underneath Part 2)

Dress/Top

Cut 1 Piece of Fabric on the Fold



**18 Inch & American Girl
Strappy Dress**

← 2" (5 cm) →

Tip: Check This Measurement
Before Cutting Pattern



**18 Inch & American Girl
STRAPPY DRESS**

[Piece # 1 : part 2 of 2]

(Glue On Top of Part 1)


Dress/Top

↑ Join this to the dashed line ↓

Place on Fold of Fabric



**18 Inch & American Girl
Strappy Dress**




Tip: Check This Measurement
Before Cutting Pattern

Place on Fold

**18 Inch and American Girl
STRAPPY DRESS
[Piece # 3]
Dress Trim**

Cut 1 Piece of Fabric on the Fold



Place on Fold

**18 Inch and American Girl
STRAPPY DRESS
[Piece # 2]
Strap**

Cut 1 Piece of Fabric on the Fold

