

**Multi Size
Nappy / Diaper**



**NAPPY / DIAPER
[Piece # 1: Part 1 of 2]**

(Glue Underneath Part 2)

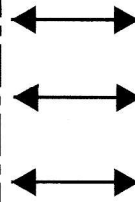
Cut 2 Pieces of Fabric

← 2" (5 cm) →

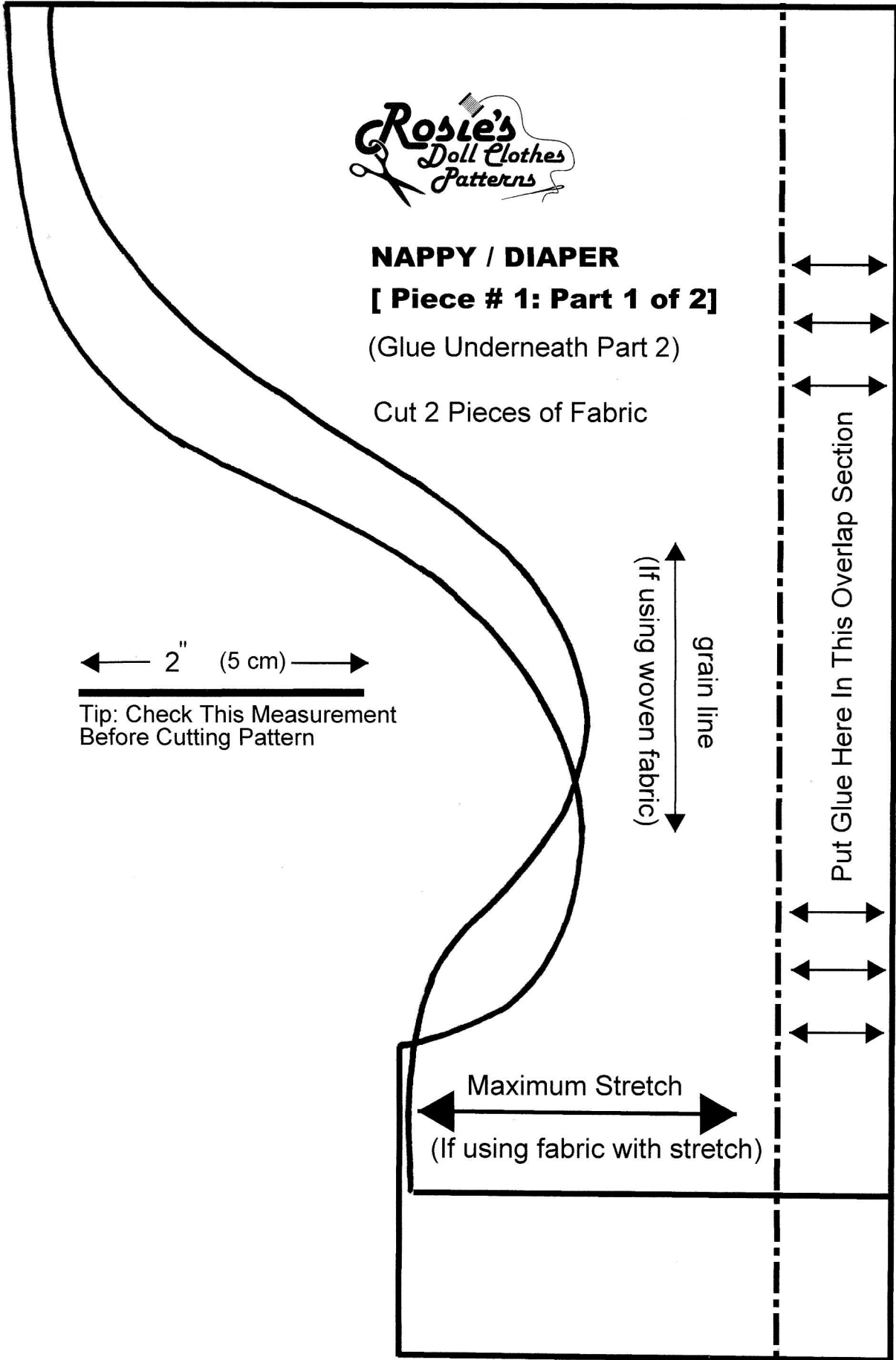
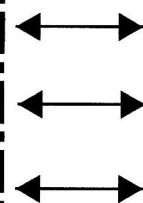
Tip: Check This Measurement
Before Cutting Pattern

↑
grain line
↓
(If using woven fabric)

← Maximum Stretch →
(If using fabric with stretch)



Put Glue Here In This Overlap Section



Multi Size
Nappy / Diaper



NAPPY / DIAPER
[Piece # 1: Part 2 of 2]
(Glue On Top of Part 1)

↓ Join this to the dashed line ↓

← 2" (5 cm) →

Tip: Check This Measurement Before Cutting Pattern

↓ Cutting Line for Small ↓

↓ Cutting Line for Large ↓

